

Vendor Maintenance

To ensure receipt of notifications about Bid opportunities or to be issued Purchase Orders (POs) through ProcureAZ, you must make sure your information is current within the system. You can do this by accessing the ProcureAZ login screen and signing in with your unique Login ID and Password.

Who Can Update Vendor Data?

Upon logging into ProcureAZ with your unique Login ID and Password, you may update your company's vendor data if you have the role of **Seller Administrator**. To update your company's data, click on the **Seller Administrator** tab if it displays. **NOTE:** Users without the role of Seller Administrator can only update their personal information by clicking on **My Account**.

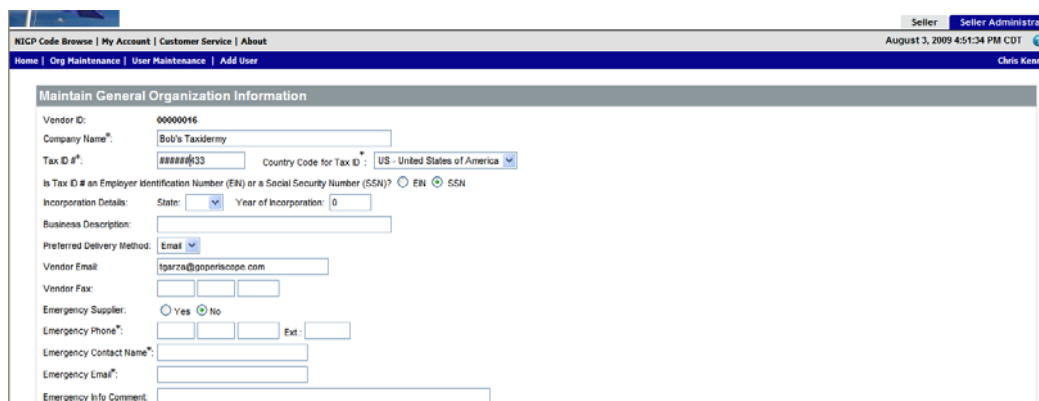
Seller Administrators are presented with three initial options on their **Homepage**:



By clicking on the **Maintain Organization Information**, Seller Administrators can update company general information, addresses, terms, categories/certifications, and commodities provided. The following guides you through these updates:

Updating Vendor General Information

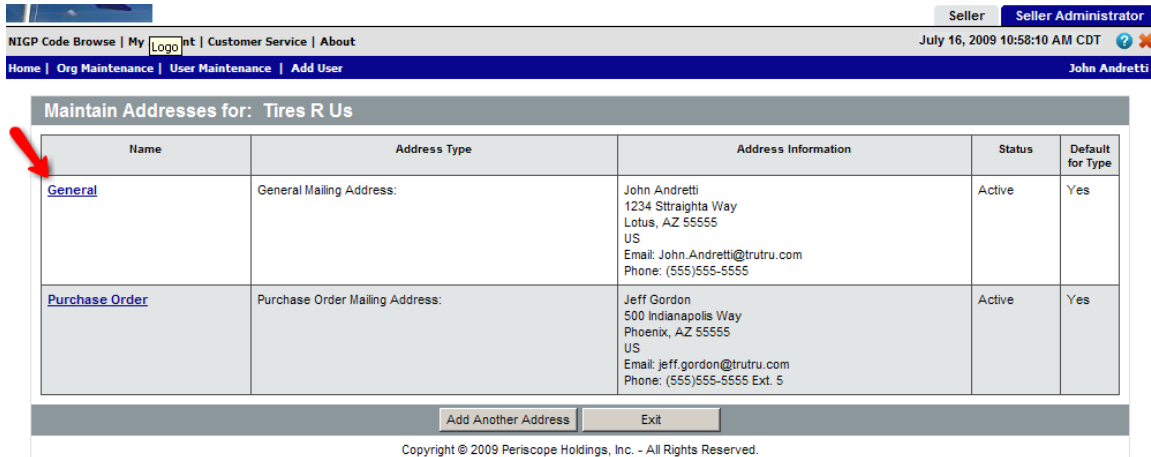
ProcureAZ will track general information about your company, including business description, primary email/fax, and information you may choose to provide as an Emergency Supplier (authorizing the State to contact you 24/7 for emergency orders). This data may be updated by clicking on Maintain General Organization Information. **NOTE:** Vendors must contact the State Procurement Office to update their Company Name or Tax ID #.



Vendor Maintenance

Updating Vendor Addresses

To update addresses, click the **Maintain Addresses** icon. This will provide a list of current addresses registered for your company. You can update an existing address by clicking on the blue link in the **Name** column, or you can click **Add Another Address** to create a new address for your company.

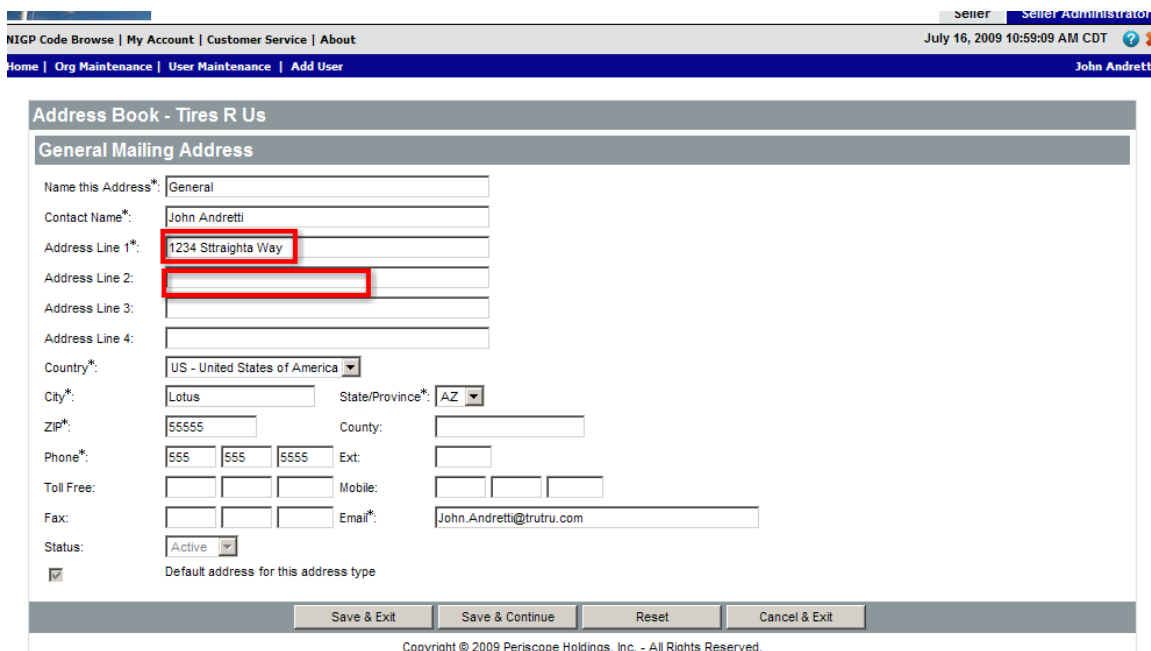


Name	Address Type	Address Information	Status	Default for Type
General	General Mailing Address:	John Andretti 1234 Sttraighta Way Lotus, AZ 55555 US Email: John.Andretti@trutru.com Phone: (555)555-5555	Active	Yes
Purchase Order	Purchase Order Mailing Address:	Jeff Gordon 500 Indianapolis Way Phoenix, AZ 55555 US Email: jeff.gordon@trutru.com Phone: (555)555-5555 Ext. 5	Active	Yes

Buttons: Add Another Address, Exit

Copyright © 2009 Periscope Holdings, Inc. - All Rights Reserved.

ProcureAZ allows you to save multiple types of addresses for your company, including **General**, **Bid**, **Purchase Order**, and **Remittance** addresses. In addition, you can have multiple addresses for each type (example: if you have multiple locations where POs can be sent by the State); however, you will be asked to identify a Default address for each type you create.



Address Book - Tires R Us

General Mailing Address

Name this Address*: General

Contact Name*: John Andretti

Address Line 1*: 1234 Sttraighta Way

Address Line 2*: [Red Box]

Address Line 3*: [Empty]

Address Line 4*: [Empty]

Country*: US - United States of America

City*: Lotus State/Province*: AZ

ZIP*: 55555 County: [Empty]

Phone*: 555 555 5555 Ext: [Empty]

Toll Free: [Empty] Mobile: [Empty]

Fax: [Empty] Email*: John.Andretti@trutru.com

Status: Active

Default address for this address type

Buttons: Save & Exit, Save & Continue, Reset, Cancel & Exit

Copyright © 2009 Periscope Holdings, Inc. - All Rights Reserved.

Once you have made all additions or changes, click **Save & Exit** to return to the list of addresses for your company.

Vendor Maintenance

Updating Commodity Codes and Services

To update information you have provided the State about which goods and services you offer, click the **Maintain Commodity Codes and Services** icon. This will help ensure that you receive notifications about Bid opportunities for those commodities and services. From this screen, you can either **Display Inactive Commodity Codes** to view any codes you had previously registered for, but that the State no longer uses for vendor searches.

For most updates, you should click **Maintain Commodity Codes**. You will see a list of commodities and services you previously registered for. You can deactivate current commodities, or add new commodities by clicking **Add Additional Codes** to reach the **Commodity and Service Codes** screen.

The **Commodity and Service Codes** screen allows you to search for the National Institute of Governmental Purchasing (NIGP) Codes that correspond with what your entity offers. You can peruse through general categories of commodities and services, or search by keyword. Once you've selected all the codes that match what you provide, select **Save** or **Save and Add More**.

Commodity and Service Codes - Testing Labs ?

Search

NIGP Class

NIGP Class Item

NIGP Keyword

Search using

i Use the NIGP Commodity Code Search Engine if you are familiar with the NIGP code. If not use the NIGP Code Browse below.

NIGP Code Browse

i Select the category that best describes the product and service you offer. Click on the question mark for more information.

01	Administrative, Financial, and Management Services
02	Agricultural Equipment and Related Products and Services
03	Arts, Crafts, Entertainment, Theatre
04	Automotive Products, Vehicles, and Services
05	Building Equipment, Supplies, and Services
06	Clothing, Textiles, Laundry Equipment, and Supplies
07	Communication Equipment and Services
08	Computers, Software, Supplies, and Services
09	Food, Equipment, and Related Services
10	Furnishings and Related Services
11	Furniture and Related Services
12	Hardware, Related Equipment, and Services
13	Highway Road Equipment, Materials, and Related Equipment
14	Janitorial and Cleaning Equipment, Supplies, and Services
15	Laboratory Equipment, Supplies, and Services
16	Maintenance and Repair of Equipment
17	Medical Equipment, Supplies, and Services
18	Miscellaneous Commodities and Services
19	Office Supplies, Related Items, and Services
20	Paper, Printing Equipment, and Related Products and Services
21	Personal Products, Equipment, and Services
22	Public Works, Park Equipment, and Construction Services
23	Rental and Leasing Services
24	Safety and Protection Equipment and Related Services
25	School and Library Equipment, Supplies, and Services
26	Sporting, Athletic, and other Outdoor Equipment and Services
27	Testing and Sampling Equipment and Services
28	The Trades: Electrical, Engineering, HVAC, Plumbing, and Welding
29	Transit Equipment and Related Services, Mass
30	Water and Sewer Treatment Equipment, Supplies, and Services

Copyright © 2009 Periscope Holdings, Inc. - All Rights Reserved.

Vendor Maintenance

Updating Terms and Categories

To update information you have provided the State regarding which goods and services you offer, click the **Maintain Terms and Categories** icon.

Here you can update your standard payment and shipping terms, which can be applied to purchase orders issued by the State, as well as designate your status for various categories and certifications requested by the State (such as business type or minority business status).

After you've completed this screen, click **Save & Continue Registration** along the bottom.

Terms, Categories, and Certifications - Durango Trading Company

Terms

Payment Terms:

Freight Terms:

Shipping Method:

Shipping Terms:

Categories & Certifications

Category: Tax ID Certification

Please select exactly one category value

Select

Under Penalties of perjury, I certify that the number shown on this form is my correct taxpayer identification number.

Under Penalties of perjury, I certify that I am waiting for a taxpayer identification number to be issued to me.

Notes:

Category: Backup Withholding Certification

Please select exactly one category value

Select

Under Penalties of perjury, I certify that I am not subject to backup withholding because I am exempt from backup withholding.

NOTE: The State of Arizona will not track **Regions** for vendors. While you will still see the Regions icon on your Seller Administrator screen, the system will display "No Regions Available" when you click on the Regions icon.